

STANDING LINE AND SLEEPING LINE WORKSHEET



Name: _____
 Class: _____
 Date: _____

QUICK REVISION

Standing Line (Vertical Line):

A line that goes up and down.



Sleeping Line (Horizontal Line):

A line that goes left and right.



A. IDENTIFY THE LINE

Write SL (Standing Line) or LL (Sleeping Line).

- | | |
|------------|------------|
| 1. _____ | 6. _____ |
| 2. _____ | 7. _____ |
| 3. _____ | 8. _____ |
| 4. _____ | 9. _____ |
| 5. _____ | 10. _____ |

B. CIRCLE THE CORRECT ANSWER






- A standing line goes:
 - left to right
 - up and down
- A sleeping line goes:
 - up and down
 - left to right
- Which looks like a door frame line?
 - Standing line
 - Sleeping line
- Which looks like a table top line?
 - Standing line
 - Sleeping line
- A tree trunk is similar to:
 - Standing line
 - Sleeping line

C. DRAW THE LINE

Draw the following:

- One standing line:
- Two standing lines:
- One sleeping line:
- Two sleeping lines:
- One standing + one sleeping line:

D. MATCH THE OBJECTS

| Object | Line Type |
|---|--------------------|
| 1. Tree trunk  | • a. Sleeping line |
| 2. Table top  | • b. Standing line |
| 3. Pole  | • c. Sleeping line |
| 4. Horizon  | • d. Standing line |
| 5. Wall corner  | • e. Standing line |

E. TRUE OR FALSE



- Standing line goes up and down. _____
- Sleeping line goes up and down. _____
- A book shelf has standing lines. _____
- A road looks like a sleeping line. _____
- A tree trunk is like a standing line. _____

F. FUN ACTIVITY




Look around your home or classroom and write:

- One object with standing line: _____
- One object with sleeping line: _____
- Draw both below:

Standing Line



Sleeping Line



G. CIRCLE THE CORRECT LINE IN SHAPES

- | | | | | |
|----------|------------|--------|------------|------------|
| 1. — | 2. — — — | 3. — | 4. — — — | 5. — |
| 1 | 2 | 3 | 4 | 5 |