


Name : _____
 Class : _____
 Date : _____











SLANTING LINE WORKSHEET












A slanting line is a line that is neither standing (vertical) nor sleeping (horizontal). It leans to one side. 

A. IDENTIFY THE SLANTING LINE

Look at each line and write **SL** if it is a slanting line.
 Write **ST** if it is a standing line.
 Write **SP** if it is a sleeping line.

- | | |
|--|---|
| 1.  <input type="text"/> | 6.  <input type="text"/> |
| 2.  <input type="text"/> | 7.  <input type="text"/> |
| 3.  <input type="text"/> | 8.  <input type="text"/> |
| 4.  <input type="text"/> | 9.  <input type="text"/> |
| 5.  <input type="text"/> | 10.  <input type="text"/> |

B. CIRCLE THE CORRECT ANSWER

- A slanting line
 - stands straight
 - sleeps straight
 - leans to one side
- Which of these is a slanting line?
 - 
 - 
 - 
- Which of these is NOT a slanting line?
 - 
 - 
 - 
- A slanting line can lean
 - to the left
 - to the right
 - both a and b
- Which object looks like a slanting line?
 - 
 - 
 - 

C. TRACE THE SLANTING LINES

Trace each slanting line carefully.



D. MATCH THE OBJECTS TO THE SLANTING LINE

- | | | | |
|--------------------|---|---|---|
| 1. Roof of a house |  | • | 
Slanting line (leans to the right) |
| 2. Slide |  | • | |
| 3. Ramp |  | • | |
| 4. Mountain slope |  | • | |
| 5. Umbrella |  | • | |

E. TRUE OR FALSE

- A slanting line is neither standing nor sleeping.
- A slanting line goes up and down.
- A slanting line leans to one side.
- The line “—” is a slanting line.
- A ladder has a slanting line.



F. LOOK AROUND AND WRITE






















Look around your home or classroom and write two things that have slanting lines.

- _____
- _____



G. CIRCLE THE SLANTING LINES

In each row, circle only the slanting lines.

- | | | | | | | | |
|----|---|---|---|---|---|---|---|
| 1. |  |  |  |  |  |  |  |
| 2. |  |  |  |  |  |  |  |
| 3. |  |  |  |  |  |  |  |

FUN FACT

Slanting lines are all around us! They make things look interesting and strong.



Great Work! Keep Practicing! 